

Miele

Miele

Miele Experience Centre Knoxfield
1 Gilbert Park Drive
Knoxfield VIC 3180

Miele Experience Centre South Melbourne
206-210 Coventry Street
South Melbourne VIC 3205

Miele Experience Centre Sydney
3 Skyline Place
Frenchs Forest NSW 2086

Miele Experience Centre Adelaide
83-85 Sir Donald Bradman Drive
Hilton SA 5033

Miele Experience Centre Perth
205-207 Stirling Highway
Claremont WA 6010

Miele Experience Centre Brisbane
39 Harvey Street North
Eagle Farm QLD 4009

Miele Experience Centre Gold Coast
131 Ferry Road
Southport QLD 4215

Telephone:
1300 4 MIELE (1300 464 353)
www.miele.com.au

Miele Experience Centre Auckland
8 College Hill
Freemans Bay, Auckland, 1011

Telephone:
0800 4 MIELE (0800 464 353)
www.miele.co.nz



Collette Dinnigan and Miele

The Collette Dinnigan design story has been all about encapsulating the delicacy of unabashed femininity in forms expressing the confidence of women today.

Collette's discovery of the Miele total laundry solution has raised the bar by effortlessly handling even the most delicate fabrics, including silk, cashmere, fine wool and lace.

The relationship between Collette Dinnigan and Miele is based on a shared respect for simplicity and attention-to-detail, along with a desire to see delicate, whisper soft fabrics treated with the appreciation they deserve — without being beholden to hand washing.

We've developed this booklet of tips to help you maintain and care for your most cherished garments.

Care for the clothes you love,

Collette x





Cotton



In general, white cottons can be washed at temperatures up to 95° C.




Coloured cottons should be washed using a detergent for coloured fabrics at a temperature no higher than 60° C to avoid fading. Be sure to follow the instructions on the care label.



Cottons can normally be tumble-dried. However, it is important to observe the drying instructions on the garment care label as there may be a risk of garment shrinking depending on how the cotton fabric was finished by the manufacturer.



Cottons can be ironed at a high temperature using steam. Select Miele W1 washing machines have a SteamCare feature to make ironing almost unnecessary! SteamCare smooths textiles during the wash process and reduces the need for ironing.



Woolens



Don't pin sweaters directly to your washing line; instead, run an old pair of pantyhose through one sleeve, through the neck, and out the other sleeve, and clothes pin the hose to the line.



Never hold up a wet cashmere sweater by the shoulders as it will stretch it out. In fact, keep your cashmere in a lump when you pick it up when wet. Lay it flat to dry, pressing it gently with a towel.



Always fold cashmere sweaters in thirds so you don't get a fold line running down the front of the jumper.



With Miele's woolens programme there's no shrinkage and no felting due to its gentle wash programme for your delicate woollen textiles.



Use a detergent formulated especially for delicate woolens such as Miele's WoolCare liquid or capsules for non-felting and maximum fibre and colour protection.



Silk, Lingerie, Lace and Delicates



Hang your silk and tulle garments in the bathroom during a shower. The humidity will remove the wrinkles for you.



Never handwash again! Specialist detergent capsules for silks, wools and other delicate items can be simply inserted into select Miele W1 washing machines for perfect results.



A Miele FashionMaster steam ironing system will give you the absolute assurance to safely steam press or quickly touch up silks, cashmere, fine wool and appliqué garments.



To reduce distortion caused by clothes hangers on lace garments, spray the area of your garment until it is damp before wear. Body heat will work with the water to smooth out the marks.



Bridal



To protect bridal gowns from yellowing, make sure not to store dresses in plastic garment bags. Wedding gowns are best preserved in an acid-free environment.




Boxed wedding gowns should be refolded into new positions once every 2 years to reduce permanent creasing.



Gowns should be stored in a breathable, climate-controlled area to prevent mildew and mould growth. Ensure the gown is covered to protect it from damage caused by light and dust.



Inspect stored wedding gowns periodically for any signs of oxidation (when a substance that was not properly cleaned on the dress starts to turn brown).



Bed Linen



To kill dust mites in mattresses, put a tea bag in a spray bottle filled with cold water, let sit for 3 minutes and then lightly spray the liquid over the mattress.




Blankets should be aired regularly outside. Store blankets in the cupboard but protect them from insects by storing with some camphor or cedar wood wrapped inside a handkerchief (a less toxic alternative to moth balls).



The Miele CareCollection 'Down items' special-purpose detergent has been formulated to effectively clean and care for down-filled items such as sleeping bags, pillows and jackets.



For a good night's sleep, pillows and down-filled duvets should be washed regularly. With the appropriate Miele special purpose programmes you can conveniently wash down, feather and synthetic pillows and duvets yourself. The 30cm door opening and Honeycomb drum on Miele washing machines make loading and removing items particularly easy.



Sport



Use lemon juice to remove regular dirt spots from leather. Mix 1 part lemon juice and 1 part cream of tartar. Work the paste into the spot with a soft cloth. Let it sit for a few hours, if needed, then apply a little more paste.




After wear, dust bicarb into shoes to eliminate odours. Make sure to vacuum out the bicarb before wearing.



Some Miele washing machines even have a programme with a special drum rhythm to ensure your trainers are cleaned gently.



Sports lovers are often up at the crack of dawn to train. The special Miele 'Sportswear' programme gives you a head start, as lightly soiled items can be washed and freshened up very quickly.



Stain Removal




Alcohol used in the manufacturing process can cause perfume to vaporise, affecting the colours on silk. Perfume and deodorant stains can be pre-treated with a solution of citric acid (1 part to 5 parts water), then washed in the usual way.



Lipstick is usually removed by one wash in the machine. To help dissolve tell-tale traces, dab with eucalyptus oil or glycerine before washing. Stubborn stains can be pre-soaked in a diluted solution of ammonia or use an aerosol stain remover containing benzene.



White wine, sherry or clear alcohol can all be used to attack a red wine stain, however the best remedy is simply a large pinch of salt. If possible you should rinse the stain out straight away and, before placing in the washing machine, soak the area with a dash of lemon juice. If the stain doesn't vanish in the wash, try using glycerine. Don't use salt or white wine on velvet or silk, as they only respond well to cornflour or potato flour.



Stain Removal



Make-up stains on synthetic fabrics can be removed with a little pure alcohol or white spirit. With cotton, linen, viscose and wool, use natural soap before machine washing.



Remove odours from clothes that have been stored by spritzing them with a mixture of one part vodka and two parts water.



Every stain is different; that is why Miele washing machines with the 'stains' option can be adjusted precisely to suit different levels of stains. And for the Miele W1 washing machine an ingenious (TwinDos) system enables the machine to automatically measure and dispense the perfect amount of detergent and make light work of even the toughest stains.

Miele's Top Tips

Miele's top tips for laundry care to help you keep the fashion in your fabrics.



Sort and separate

As your laundry accumulates, make life easier by pre-sorting it into designated baskets for lights, darks and whites. That way, the loads will be ready and waiting whenever you have a spare minute to pop them on. Why not use stylish baskets to store it all too? That way your laundry will look more far more attractive – and far less daunting! The Miele Mixed Items Programme is on hand to help too. Just tell the machine which items you are washing and it will take care of the rest.



Bag it

This might sound rather old-fashioned, but using a laundry mesh bag may take an extra few minutes to separate the small items, but it protects your underwear, keeps your socks in pairs and prevents tights from tangling.



Don't overwhelm your machine

It's true: less is more. Don't overload your washing machine or dryer. Give your clothes space and they'll come out much cleaner and less wrinkled.

Miele's Top Tips

Miele's top tips for laundry care to help you keep the fashion in your fabrics.



Detergents rule

The most important element of washing and caring for your garments is to use the correct detergent for the fabric. The enzymes in the detergent are an essential ingredient and often, people do not choose correctly – giving poor results and even damaging garments. The Miele TwinDos detergent system automatically dispenses the right detergent, in the right quantity, at the appropriate time during the washing process. All the clothes come out perfectly clean and smelling divine.



Remove laundry promptly

Leaving laundry in the machine for long periods of time will cause excess creasing, which can affect the life and appearance of a garment.



Wash the machine that washes your clothes

It sounds obvious – yet most people still don't do it. That's why they end up with musty smelling washing. Use the Miele Dishwasher and Washing Machine Cleaner to clean your washing machine 1-3 times each year, depending on frequency of use. Don't worry if you forget, a Miele machine will tell you exactly when it requires a hygiene wash.

Know Your Labels

Washing



You can wash this item in washing machines.



Wash in a Miele washing machine using either the woollens hand care or the silks hand care programme, or by hand at up to 40° C.



You can wash this item in washing machines to the maximum temperature shown in the tub. If there is no bar under the tub, you can wash it using a normal programme.



Wash on a delicates or minimum iron programme when there's a single bar under the tub.



Wash with a minimum iron programme when there's two bars under the tub.



Do not wash! Take to a professional cleaner only.

Bleaching



You can safely bleach this item.



Do not bleach this item.

Know Your Labels

Drying



Do not tumble dry.



Dry at a normal temperature.



Dry at a lower temperature. Select gentle tumble (for delicate textiles).

Ironing



You can use a hand iron or Miele FashionMaster up to 110° C.



You can use a hand iron or Miele FashionMaster up to 150° C.



You can use a hand iron or Miele FashionMaster up to 200° C.



Do not iron.